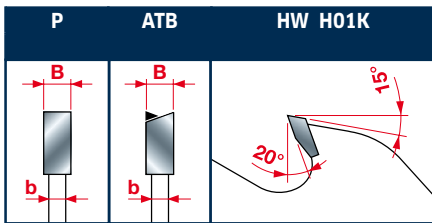
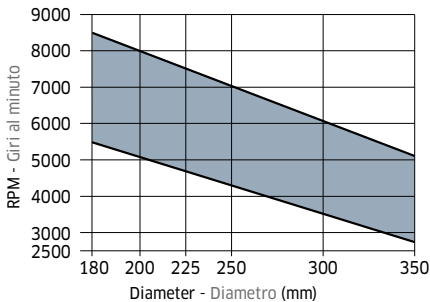


# LM08

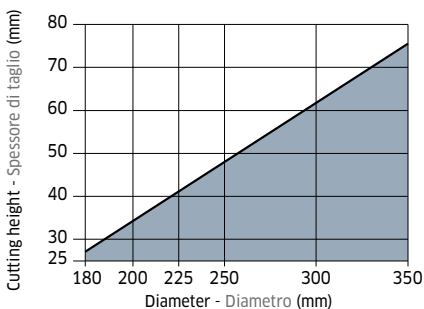


Tooth features - Caratteristiche del dente



Minimum and maximum RPM based on the blade diameter.

Fascia del N. giri minimo e massimo consigliati in funzione del diametro della lama.



Maximum depth of cut based on the blade diameter.

Altezza di taglio massima consentita in funzione del diametro della lama.

■ Solid wood  
■ Legno massiccio

## HW - Ultra-thin kerf saw blades HW - Lama a spessore ultrasottile

Saw blades for ripping, mostly suited when wastes must be brought down to a minimum. **Reboring and keyways optional not available. We recommend the saw blade to be regularly cleaned in order to prevent the formation of resin deposits.**

**Machines:** Moulders and cleaving machines.

**Features:** Flat tooth (P) or ATB 15° tooth.

**Material:** Good quality soft and hard wood dried at max 10% humidity rate.

Lame per tagli longitudinali, particolarmente indicata nel caso in cui sia richiesto di ridurre al minimo gli scarti di materiale. **Non si esegue allargatura di fori e chiavette optional. Si raccomanda una frequente pulizia del corpo lama dai depositi di resina.**

**Macchine:** Scorniatrici, spaccatrici.

**Caratteristiche:** Dentatura piana (P) o alterna (ATB) a 15°.

**Materiale:** Legni pregiati teneri e duri essiccati con umidità max del 10%.

D	B	b	d	Z	NL - KN FT - CH	Code Codice	SAP SAP
180	1,5	1,0	40	24	P	2CH 12x5	LM08 0100 F03FS03169
180	1,5	1,0	60	24	P	FT 3/10/75	LM08 0200 F03FS03171
200	1,5	1,0	40	28	P	2CH 12x5	LM08 0300 F03FS03173
200	1,5	1,0	60	28	P	FT 3/10/75	LM08 0400 F03FS03176
200	1,5	1,0	60	36	ATB	FT 3/10/75	LM08 0500 F03FS03179
200	1,7	1,2	50	36	ATB		LM08 0600 F03FS03182
200	1,7	1,2	60	36	ATB	FT 3/10/75	LM08 2800 F03FS03240
225	1,5	1,0	40	28	P	2CH 12x5	LM08 0700 F03FS03185
225	1,5	1,0	60	28	P	FT 3/10/75	LM08 0800 F03FS03188
225	1,5	1,0	70	28	P	2CH 21x5	LM08 0900 F03FS03191
225	1,5	1,0	40	36	ATB	2CH 12x5	LM08 1000 F03FS03194
225	1,5	1,0	60	36	ATB	FT 3/10/75	LM08 1100 F03FS03197
225	1,5	1,0	70	36	ATB	2CH 21x5	LM08 1200 F03FS03200
225	1,7	1,2	65	36	ATB	FT 3/10/80	LM08 1300 F03FS03203
250	1,7	1,2	40	24	P	2CH 12x5	LM08 1400 F03FS03206
250	1,7	1,2	60	24	P	FT 3/10/75	LM08 1500 F03FS03209
250	1,7	1,2	70	24	P	2CH 21x5	LM08 1600 F03FS03212
250	1,7	1,2	40	36	ATB	2CH 12x5	LM08 1700 F03FS03215
250	1,7	1,2	60	36	ATB	FT 3/10/75	LM08 1800 F03FS03218
250	1,7	1,2	70	36	ATB	2CH 21x5	LM08 1900 F03FS03223
250	2,2	1,6	50	30	ATB	2CH 21x5	LM08 2500 F03FS03237
250	2,2	1,6	60	30	ATB	2CH 21x5	LM08 2600 F03FS03238
250	2,2	1,6	70	30	ATB	2CH 21x5	LM08 2700 F03FS03239
255	1,7	1,2	70	24	P	2CH 21x5	LM08 2400 F03FS03236
280	2,2	1,6	60	36	ATB	FT 3/10/75	LM08 2200 F03FS03232
300	2,2	1,6	50	36	ATB		LM08 2000 F03FS03226
300	2,2	1,6	70	36	ATB	2CH 21x5	LM08 2300 F03FS03235
350	2,5	1,8	50	40	ATB		LM08 2100 F03FS03229

Ultimate Eccellente	High Ottimo	Good Buono
	●	
	●	

Ripping of softwood  
Legno tenero lungo vena

Ripping of hardwood  
Legno duro lungo vena